

# QUIT KIT



# TABLE OF CONTENTS

Introduction	3
3 Ways to Quit	4
Set a Quit Date	5
Tell Your Friends and Family	6
Talk To Your Doctor	7
Using Nicotine Replacement Therapy	8
Know Your Triggers	9
Quit Tips	12
Overcome Nicotine Withdrawal Symptoms	13
Prevent a Slip from Becoming a Relapse	16
The Benefits of Quitting	17
The Cost of Smoking	18
Reward Yourself	19
Don't Forget to Connect	20

# INTRODUCTION

Quitting tobacco is one of the most difficult challenges you will face. It's also one of the most rewarding. In this moment, the road ahead may seem impossible but remember that others have been where you are today and they have succeeded. In fact, there are more former smokers in Florida today than current smokers. You can join them!

This Quit Kit is designed to guide you toward success and help you achieve your goal of a healthier and longer Tobacco Free life. The kit includes resources to support you, tips that are proven to increase your chances of quitting, and places for you to write your personal experiences and track your progress.

***Let's get started.***



# 3 WAYS TO QUIT

Every person will have a unique path to overcoming nicotine addiction. Florida offers 3 Free and Easy Ways to Quit. Free nicotine replacement therapy (NRT) is available while supplies last and if medically appropriate. The Florida Quitline and Web Coach® are available 24 hours a day, 7 days a week. You can choose what works best for you.



Talk to a Quit Coach® who can help you quit tobacco.

**1-877-U-CAN-NOW**

1-877-822-6669

TTY/TDD 1-877-777-6534

Call the toll-free Florida Quitline at 1-877-U-CAN-NOW (1-877-822-6669) to speak with a trained and certified Quit Coach® who will help you assess your addiction and help you create a personalized quit plan. You'll receive proactive coaching sessions, self-help materials, and quit aids like NRT while supplies last and if medically appropriate.

**Ready to get started? Call the toll-free Florida Quitline  
1-877-U-CAN-NOW (1-877-822-6669)**



An online program to help you quit tobacco is a click away.

[tobaccofreeflorida.com/webcoach](http://tobaccofreeflorida.com/webcoach)

Many people prefer to quit on their own, but they're looking for a bit more help and guidance to quit smoking. Tobacco Free Florida has an online program called the Web Coach® that has proven to work for many people.

This free online program helps you create a personalized web-based quit plan that you follow at your own pace and in private. Motivational and educational e-mails will be sent to you throughout your quit plan. You'll receive NRT while supplies last and if medically appropriate.



Looking for local face-to-face help? Find classes near you.

[tobaccofreeflorida.com/ahec](http://tobaccofreeflorida.com/ahec)

If you are looking for face-to-face help in a group setting, Tobacco Free Florida offers free programs through the Florida Area Health Education Centers (AHEC) Network.

**AHEC classes** provide you with support, guidance, and quit aids like NRT, while supplies last and if medically appropriate, to help you become tobacco free. The classes will guide you through the many issues related to tobacco use.

AHEC offers classes in all 67 counties in Florida. Session frequency and length vary by location. Visit [www.ahectobacco.com](http://www.ahectobacco.com) to view upcoming classes or **call 1-877-848-6696**.

# SET A QUIT DATE

Every success story has a beginning. Setting your quit date marks the start of your journey.

Pick a date approximately two to four weeks away. Maybe it's a special date, like your birthday, or maybe it's just a random Tuesday. Be sure to avoid holidays or other occasions that will be hard for you. Most importantly, don't pick tomorrow as your quit day. There are things you need to do to prepare.

Once you've picked your date, write it everywhere. Put it on your bathroom mirror, your calendar, your phone, your computer, or any other places that will serve as a daily reminder.



**MY QUIT DAY IS:**

---

# TELL YOUR FRIENDS AND FAMILY

Quitting tobacco can be easier with support of your friends, family and co-workers. When you make the decision to quit, make them a part of your journey by telling them about your plan. Be honest. Tell them it might take you a couple tries and that you don't expect an easy road. All you are asking for is their support.

This can be one of the most important steps you take in quitting. At times, quitting smoking can feel lonely and isolating. Sharing the experience with people around you will give you a support system during the most difficult moments in your journey.

If your friends, family or co-workers smoke, politely ask them not to smoke around you. Staying away from other people who are smoking until strong urges to smoke fade will help you be successful. You may find someone you care about wants to quit with you.

Write down the people you plan to tell. Then check them off as you tell them. Be sure to check off as many people as possible before your quit date.

<input type="checkbox"/>	_____
<input type="checkbox"/>	_____
<input type="checkbox"/>	_____
<input type="checkbox"/>	_____
<input type="checkbox"/>	_____
<input type="checkbox"/>	_____
<input type="checkbox"/>	_____

For additional support and information, join our online community on Facebook and follow us on Twitter.

 [www.facebook.com/tobaccofreeflorida](http://www.facebook.com/tobaccofreeflorida)

 [www.twitter.com/tobaccofreefla](http://www.twitter.com/tobaccofreefla)

# TALK TO YOUR DOCTOR

## TEAM UP TO QUIT

Working with a health care provider can increase your chances of quitting smoking for good compared to trying to quit on your own. Schedule a check-up with your physician or dentist and explain that you are ready to quit.

Give your health care provider details about why you're quitting, how many times you've attempted to quit before, and how you're preparing to be successful. You can also ask them any questions you have about quitting. It might be helpful to write down what you want to ask on a piece of paper that you bring to your appointment. Not only will they be thrilled to hear it, they will have resources to help you along the way.

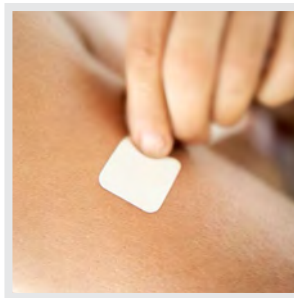
Any health care provider you trust (whether they are a physician, dentist, medical assistant, physician assistant, nurse, dental assistant) can provide important support.



# NICOTINE REPLACEMENT THERAPY

Nicotine replacement therapies (NRT), medication, and other quit therapies can help you deal with withdrawal symptoms and lessen your urge to smoke. Using these products can even double your chances of quitting. Tobacco Free Florida offers free NRT to Floridians, like the patch and nicotine gum, while supplies last and if medically appropriate through its 3 Ways to Quit services.

Remember to only use products that have been recommended by medical professionals or a Quit Coach and that have been approved by the U.S. Food and Drug Administration (FDA), which are safe and effective. They should be used exactly as directed on the product label to ensure you get the best results. Using unapproved products could derail an attempt to quit smoking and prolong a smoker's battle. Even worse, non FDA-approved products can carry serious health risks. NRT is only approved for sale to adults age 18 or older – younger patients may require other options.



## Over-the-Counter (OTC) NRTs Include:

**Skin Patches:** Available as a generic product known as transdermal nicotine patches, as private-label products, and under brand names like Habitrol and Nicoderm. These patches are affixed to the skin, similar to how you would apply an adhesive bandage.

**Chewing Gum:** Available as a generic product known as nicotine gum, as private-label products, and under brand names like Nicorette.

**Lozenges:** Available as a generic product known as nicotine lozenges, as private-label products, and under brand names like Commit.

## Prescription-Only NRTs Include:

A nasal spray and an oral inhaler are available under brand names like Nicotrol.

## Non-Nicotine Quit Aids:

Prescription-only non-nicotine medications, like Chantix (varenicline tartrate) and Zyban (bupropion), are approved by the FDA to help patients quit smoking. They show very promising results for patients in their quit attempts by decreasing cravings and withdraw symptoms. Both carry serious risks, and patients should be made aware of these risks and monitored during use.



# KNOW YOUR TRIGGERS

Being addicted to tobacco isn't only an addiction to nicotine. It's also an addiction to a habit. Certain daily routines (like a morning cup of coffee) or feelings (like stress) often "trigger" you to grab a cigarette or can of chew. These triggers can be a huge barrier when trying to quit.

By identifying the triggers that lead to your urges and cravings, you can develop new coping mechanisms that replace tobacco. Use the chart below to document the routines or feelings that trigger your smoking urges and develop your own replacement activities. You can even tape it to the next pack of cigarettes you open to remind you of what causes you to smoke.

On the next page, you'll find a list of common triggers and solutions to overcome them.

Date:				
	<b>Time</b> time of day	<b>Need</b> S - strong M - moderate L - light	<b>Mood</b> one word such as angry, sad, happy, stressed, or content	<b>Activity</b> what you were doing at the time, key words like "with coffee"
1				
2				
3				
4				
5				
6				
7				
8				
9				
10				

Tape one to the next pack of smokes you open. Then after every cigarette, make a note of what you were doing when you lit up and give it a rating. Do this during the week and be sure to track weekend smoking too, as they may be different.

Here's how you rate the **need** for each cigarette:  
**S – Strong.** One of those must-have cigarettes that really satisfies a craving  
**M – Moderate.** Pretty good, enjoyed it.  
**L – Light.** Didn't really need to have it.

# KNOW YOUR TRIGGERS

## Coffee

- When you're first trying to quit, wait until you finish your coffee to have a cigarette. Over the next few days, gradually increase the amount of time between finishing your coffee and having a cigarette. Eventually, with enough time between the coffee and the cigarette, you discover you can drink coffee without having the cigarette.
- Do something else while drinking coffee, such as reading the paper or making a grocery list.
- Change the time or location where you have your coffee.

## Meals

- When you're first trying to quit, don't smoke directly after a meal, wait a few minutes and then gradually increase the amount of time between the meal and cigarette.
- Keep your mind and hands busy after a meal: Help with the dishes, walk the dog, play cards, check e-mail, etc.
- Brush your teeth or chew gum directly after a meal.

## Driving

- When you're first trying to quit, don't light up the moment the key is in the ignition – wait a few minutes. Over time, increase the amount of time between starting the car and smoking.
- Put your cigarette in your purse or briefcase and then keep those in the backseat or trunk, making it difficult to reach your cigarettes.
- Make a playlist for your drive and encourage yourself not to smoke while that playlist is on. Eventually, the ride will be over before you have the chance to light up a cigarette.
- Make sure you don't have lighters or matches in your car. Remove the car's ashtray or put something else in it like loose change.
- Change your driving routine: Change the radio station, switch from talk radio to music or try not to light up until the very end of the drive instead of the beginning. Take public transportation or ride with a friend or coworker.
- Freshen up your surroundings by adding a new air freshener or have the inside of the car cleaned. The pleasant smell might convince you not to smoke.

# KNOW YOUR TRIGGERS

## Stress & Routines

- Over time, your body has learned that creating stress leads to having a smoke or a chew. Remember that your body is having a craving for nicotine and is producing its own stress; having a cigarette or chew is only relieving the stress your body is artificially creating.
- During stressful moments, give yourself five minutes to take deep breaths and think of something calm, something other than smoking. By not smoking at the very first sign of stress, you'll begin to break the connection between stress and smoking.
- Go for a walk instead of smoke.
- Exercise isn't just good for the body; it's good for the mind. Exercise increases endorphins, which boosts your mood.
- Call a loved one who's supporting you in quitting and talk through a stressful situation.
- Decrease morning stress by preparing the day before: Make lunches ahead of time, prepare the coffee maker and choose an outfit.
- Avoid where you would often take smoke breaks.

## Drinking Alcohol

- When you're first trying to quit, don't smoke while you drink. Wait to smoke until after you have finished your drink. Begin gradually increasing the amount of time between finishing your drink and smoking.
- Choose a smoke-free bar or restaurant for happy hour.
- Engage in an activity to keep your hands busy while drinking, like darts, pool, etc.

## Friends Who Smoke

- Alert your friends – smokers and non-smokers – to your attempt at quitting smoking and ask for their support. As a result, you may help your friends decide to quit too.
- Arrange to meet up with friends at smoke-free places such as a friend's home or restaurant.
- Make your home smoke-free.

## Boredom

- Call or text a friend or loved one.
- Tackle chores like laundry, dusting, vacuuming. When you're done, you will have a clean home and will have avoided a craving.
- Pick up a hobby that keeps your hands busy like crossword puzzles, knitting, or chess.
- Exercise or run errands.
- Play a quick game on your phone or computer like Sudoku, Word Scramble, or Brick Breaker.

# QUIT TIPS

Having a quit plan ready is key to quitting successfully. While the road to becoming tobacco-free is not always smooth, being prepared for the bumps along the way will help you stay on course, avoid triggers and overcome nicotine cravings. Here are some quick quit tips to help you succeed:

## QUIT TIPS - YOU CAN DO IT!

- ✔ Drink lots of water. Make sure your fridge is always stocked and that you take water with you when you're on-the-go.
- ✔ Have gum or mints handy for when cravings kick-in.
- ✔ Get your teeth cleaned and/or whitened.
- ✔ Avoid caffeinated beverages like coffee and soda, and avoid alcoholic drinks.
- ✔ Enjoy healthy snacks like carrots, celery, fruits, and sugar-free snacks.
- ✔ Keep your hands and mouth occupied with cinnamon sticks, toothpicks, or straws.
- ✔ Wash or dry-clean your clothes and have your car cleaned inside and out to get rid of the smell of cigarettes.
- ✔ Have the carpet, draperies, bed sheets and other fabrics inside your home cleaned and deodorized to remove the lingering smell of cigarette smoke.
- ✔ For some time, try to stay away from places where there will be smoking: like bars, nightclubs and the outdoor areas of restaurants that allow smoking.
- ✔ Become physically active, whether it's at a gym, with friends or on your own. Something as simple and easy as walking will help greatly.

# OVERCOME NICOTINE WITHDRAWAL SYMPTOMS

Nicotine is a powerful and addictive drug. Whether you smoke or chew, chances are the brand you are using has made the tobacco product more addictive during the growing and/or manufacturing process. It's also likely that you have been using tobacco for a long time, meaning your rituals and routines have become an important part of your daily life. We all know quitting isn't easy, but overcoming your nicotine addiction is the key to quitting successfully.

While quitting, nicotine withdrawal and recovery symptoms may feel unpleasant. But these are common, temporary and none are life-threatening. Stay positive. These symptoms are part of the quitting process and a sign that the body is healing from the damage done by the tobacco products. A symptom can last a few minutes, a few hours or a few days. If symptoms worsen or do not improve, consult with your doctor. Here are some of the physical and psychological recovery symptoms you may experience and how to cope with them:

## Insomnia

**REASON:** After quitting, you may be tired but sometimes unable to fall asleep. This is temporary.

**COPING STRATEGY:** Practice deep-breathing exercises and relaxation techniques before going to bed. Herbal teas, a warm bath or a glass of warm milk before bed may also help. Keep in mind that this symptom tends to be temporary. If insomnia persists, call your doctor.

## Dizziness & Light-headedness

**REASON:** Carbon monoxide withdrawal is believed to cause slight tremors and mild headaches.

**COPING STRATEGY:** Deep breathing and exercise will help.

## Perspiration

**REASON:** The body is cleansing away years of processing toxic chemicals found in tobacco products.

**COPING STRATEGY:** Drink plenty of water.

# OVERCOME NICOTINE WITHDRAWAL SYMPTOMS

## Hunger

**REASON:** An increased appetite is normal after you quit. Food actually smells and tastes better now. And, what feels like hunger pangs may be the stomach readjusting after years of swallowing nicotine-laden saliva.

**COPING STRATEGY:** Drinking water may reduce the feeling of hunger. Also, keep healthy snacks around.

## Constipation

**REASON:** After quitting, there may be notable changes in bowel movements.

**COPING STRATEGY:** Drink lots of water and consume a diet high in fiber, such as whole grains, bran, and fruits.

## Itchy Hands & Feet, Sore Scalp

**REASON:** Smoking has caused impaired circulation, which is now returning to normal.

**COPING STRATEGY:** Exercise gradually.

## Sleepiness

**REASON:** This need for rest period is part of recuperation signifying that you were being “burned out” by the stimulants in tobacco.

**COPING STRATEGY:** Exercise and plan for extra sleep.

# OVERCOME NICOTINE WITHDRAWAL SYMPTOMS

## Irritability

**REASON:** You may feel deprived and that even little things are bothersome or annoying.

**COPING STRATEGY:** Reward yourself for quitting.

## Anger

**REASON:** Anger used to be a trigger for a cigarette. After quitting, it may be challenging to know what to do with your anger.

**COPING STRATEGY:** Learn constructive ways to release anger, such as exercising or talking it out.

## Crying & Grieving

**REASON:** You may need to grieve the end of smoking. There may be other sad feelings that have been repressed that are now coming out.

**COPING STRATEGY:** Recognize that these emotions were repressed for some time. Allow these feelings to come out in a safe place so that you don't feel vulnerable in public.

## Giddiness & Laughter

**REASON:** If negative emotions had been repressed, then it's probable that positive emotions had been repressed too. This may cause unusual giddiness and unexpected laughter.

**COPING STRATEGY:** Enjoy the positive emotions as they surface.

# PREVENT A “SLIP” FROM BECOMING A RELAPSE

Quitting rarely goes exactly according to plan. Even people who quit successfully sometimes have a slip and use tobacco briefly. In fact, it takes the average person anywhere from 8 to more than 11 quit attempts before becoming a former smoker. While most slips or relapses occur within the first three months after quitting, they can happen at any stage. What’s important is not whether a slip up occurs, but that you continue to work toward a healthy, tobacco free life. Don’t be ashamed or upset if you find yourself starting off track. A slip doesn’t have to mean you’ve taken up smoking again.

## HERE ARE SOME TIPS TO DEAL WITH A RELAPSE

- ✓ Approach the relapse as an opportunity to learn and a step towards quitting for good.
- ✓ Once you understand what might have led to the relapse, remember to stay positive.
- ✓ Figure out how to cope with the risk of another relapse in the future.

**“What Triggered or Led to Your Relapse?”**

### **Ask Yourself:**

- Was there an unexpected stressful event that perhaps you weren’t prepared to deal with?
- Did you have a strategy in place that didn’t work?
- Does your desire to quit weaken at certain times of the day or on particular days, or perhaps at specific times?
- What are some of the hurdles standing in the way of you quitting for good? (This can be a person who encourages smoking, certain temptations like a smoky bar or even too much alone time.)



# BENEFITS OF QUITTING

Quitting smoking is the single most important thing you can do to improve your health and live longer. Non-smokers live, on average, 10 years longer than smokers. Think about what you would do with an extra decade of life. You could watch your children start a family of their own, grow old together with your spouse, or even watch your grandchildren become adults. The benefits of quitting begin 20 minutes after your last cigarette and continue for years. Here is a timeline of how your body begins to reverse the damage once you quit.



# THE COST OF SMOKING

Quitting is not just good for your health; it's also good for your wallet. The average pack-a-day smoker in Florida spends more than \$2,000 a year on cigarettes. Imagine what you can do for yourself and your family once you stop smoking.

And speaking of family, quitting protects those you love from exposure to secondhand smoke. If you have kids, quitting smoking now can decrease the chances that they will become cigarette smokers in the future. In fact, the No. 1 indicator for youth smoking initiation is if a parent smokes.

To find out how much money you've spent on cigarettes and how much you can save over time if you quit smoking, use our Cost Calculator.

Visit [www.tobaccofreeflorida.com/costcalculator](http://www.tobaccofreeflorida.com/costcalculator).

You can also use your own calculator to help you do the math and enter it below:

### HOW MUCH DO YOU SPEND EACH YEAR?

\$  cost per pack

x  packs per week

x 52

---




= \$  per year



# DON'T FORGET TO CONNECT

You should be proud that you have committed to quitting. You have taken the first step to healthier and longer life for you and for your loved ones. We believe in you and we are here to help every step of the way. In fact, we have helped thousands of Floridians quit tobacco for good. While using this Quit Kit, connect with one of our 3 Free and Easy Ways to Quit. Our quit services can double your chances of success.

### 3 FREE & EASY WAYS TO QUIT

 <p>Talk to a Quit Coach® who can help you quit tobacco.</p> <p><b>1-877-U-CAN-NOW</b> 1-877-822-6669 TTY/TDD 1-877-777-6534</p>	 <p>An online program to help you quit tobacco is a click away.</p> <p><a href="http://tobaccofreeflorida.com/webcoach">tobaccofreeflorida.com/webcoach</a></p>	 <p>Looking for local face-to-face help? Find classes near you.</p> <p><a href="http://tobaccofreeflorida.com/ahec">tobaccofreeflorida.com/ahec</a></p>
---	--	--

For additional support and information, join our online community on Facebook and follow us on Twitter.



[www.facebook.com/tobaccofreeflorida](http://www.facebook.com/tobaccofreeflorida)



[www.twitter.com/tobaccofreefla](http://www.twitter.com/tobaccofreefla)